




SPRAVNĚ POSILUJTE DRPAČKY A VYKRAJUJTE SI ZAPOBĚGLINY



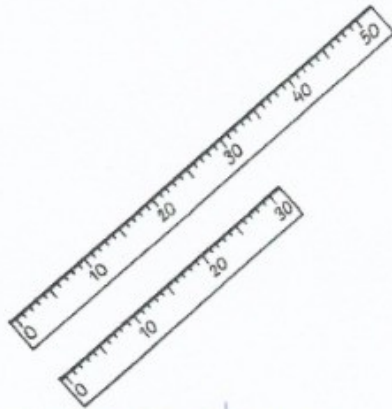
SPRAVNĚ POSILUJTE DRPAČKY A UKÁŽETE, LITĚLÝ JE LÉTIČÍ / MENŠÍ



SPRAVNĚ POJMENUJTE JEDNOTLIVÉ OBRÁZKY A ROZLIŠTE



VELKÉ X MALÉ AUTO




KRÁTKÝ X DLOUHÝ METR




BÍLÉ X ČERNÉ ŠATY



POCET OKEN VÍCE X MĚNE




PRÁZDNÁ X PLNÁ LÁHEV




TROJÚHELNÍK X KRUH

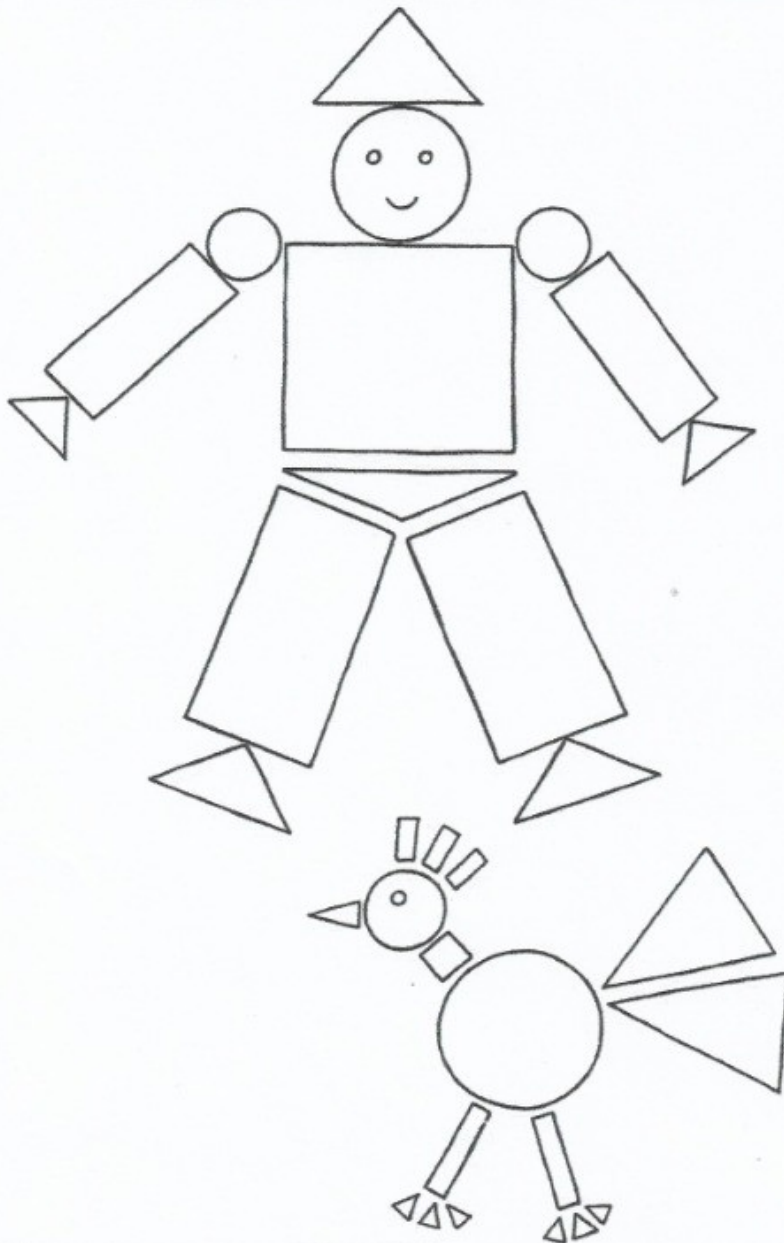

POVIDESTE SI Ü



CO DĚLA PEJSEK? NADĚJTE SE DĚJILY (DEN X NOC; PŘEASI...)





PROCVICINE SI GEOMETRICKÉ TVARZY





POCITESTE ☺



Handwriting practice for the letter 'M'. The top row shows four 'M' characters with arrows indicating the stroke direction. Below are three cartoon boys. At the bottom is a 2x5 grid for counting.

	/	/	/	/	
	/	/	/		



Handwriting practice for the letter 'F'. The top row shows three flowers. Below are four cartoon girls. At the bottom is a 2x5 grid for counting.





Handwriting practice for the letter 'C'. The top row shows six mugs and six spoons. Below is a 2x5 grid for counting.





Handwriting practice for the letter 'U'. The top row shows five tulips and four vases. Below is a 2x5 grid for counting.

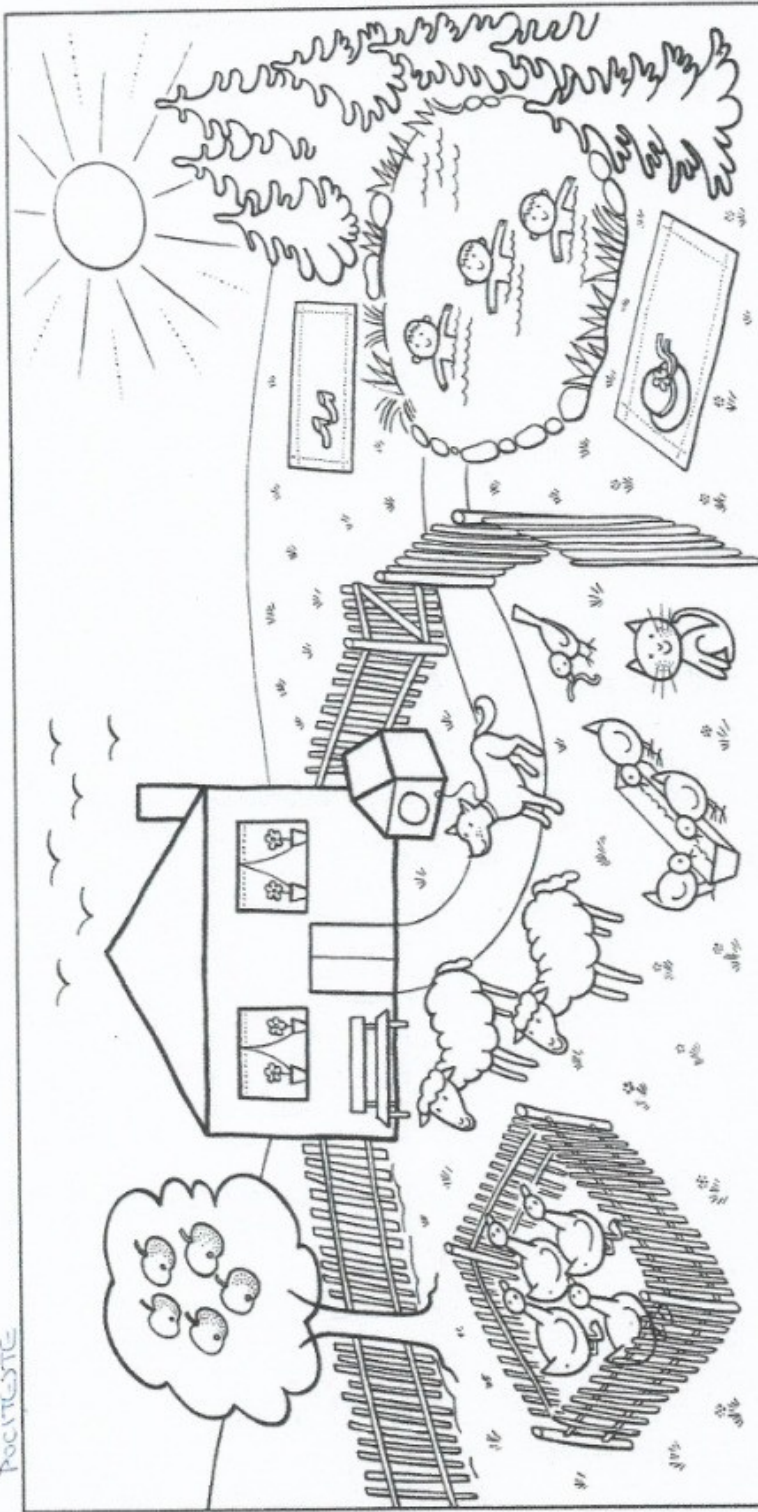
Handwriting practice for the letter 'O'. The top row shows three plates and two pots. Below is a 2x5 grid for counting.











					
					


Handwriting practice for the letter 'A'. The top row shows five apples and five pears. Below is a 2x5 grid for counting.

Pociteste



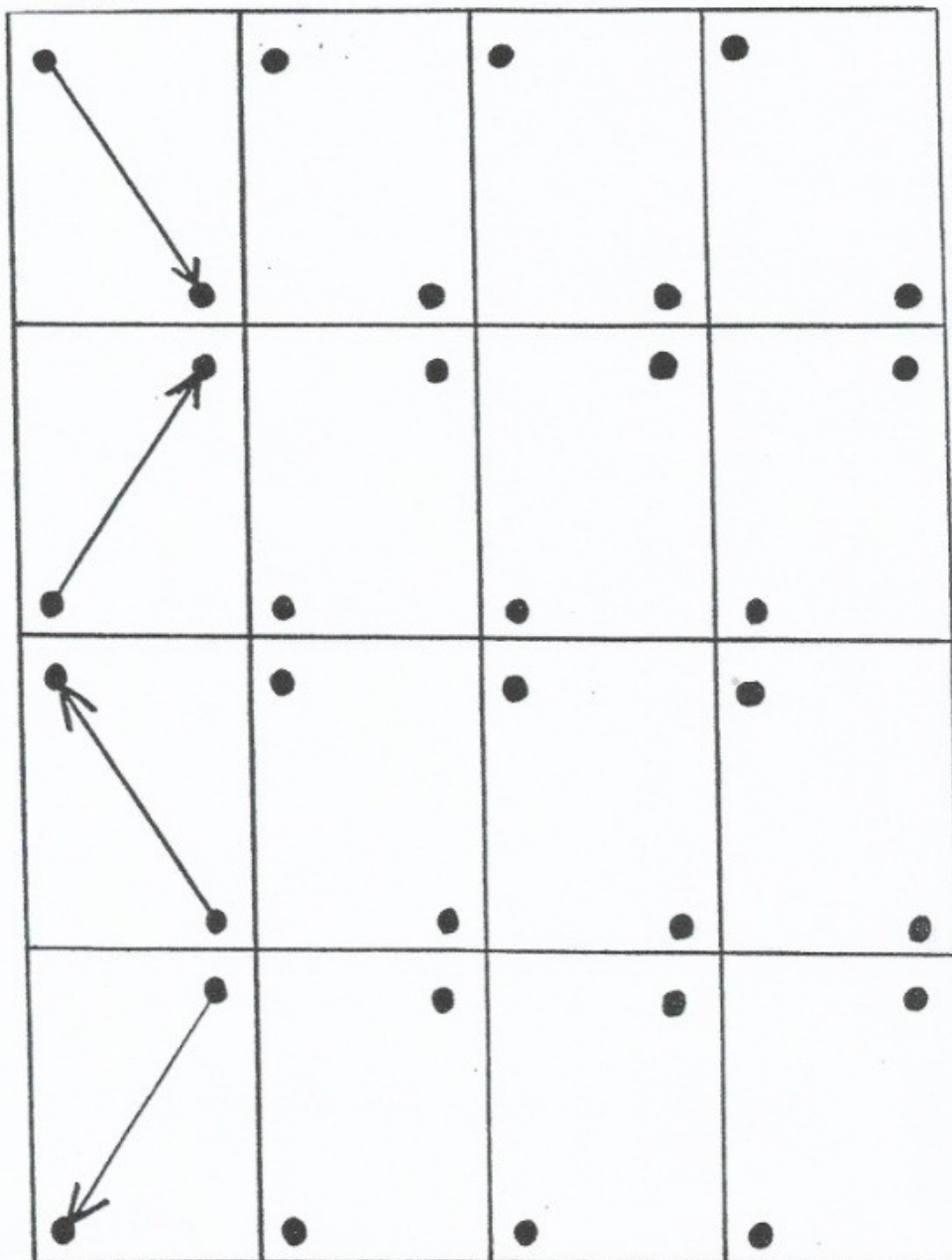
							
							
							
							
							
							
							
							
							

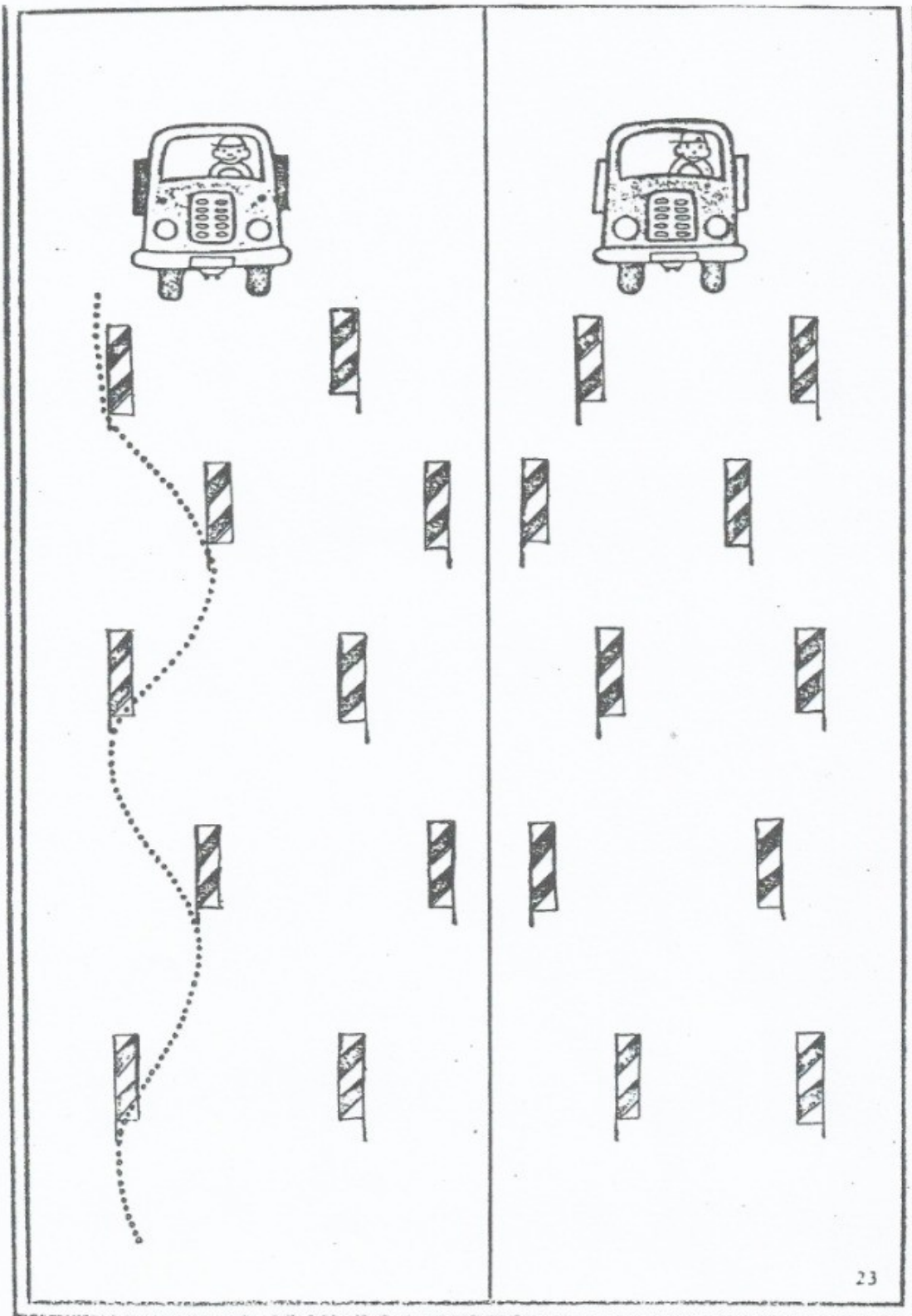


TÖCITESTE

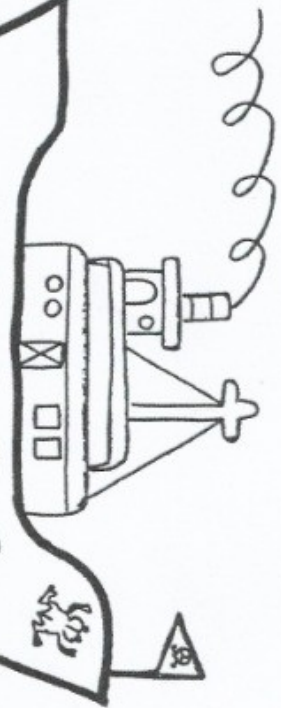
POKUSTE SE SPOJIT BODY VE SHĚRU ŠIPKY PODLE VZORU

VZOR Ů





DOVÁŽETE DOVALOVAT SILNICI PRO PROSÍZEŠÍCI AUTÍČKO? URČTE ANO ☺




Wiederwieder

W

W

Donnerste Vinny, proučite charakteristické známosti (stránke 122-123)

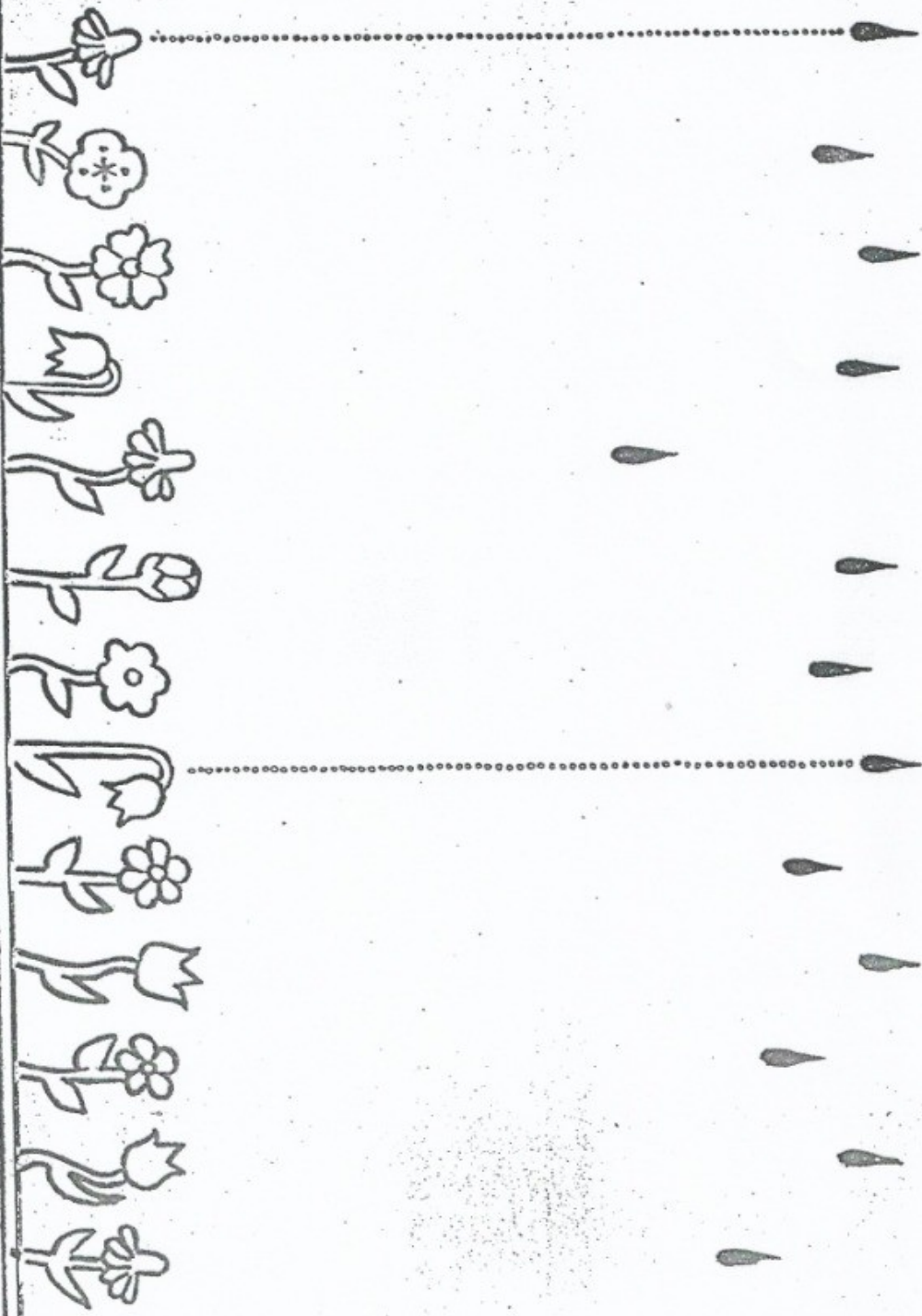
??




ÚKOLEM JE VYBARVIT ČTVERČEKY NA SPRÁVNÉM MÍSTĚ DLE ZKRATEK

LD	LN	PD	PN			
PN	LN	LN	LD	PD	LD	
LN	PN	LD	PD	LN	PD	
PD	LD	PN	LN	LD	PN	
LN	PD	LD	PN	LD	PD	
LN	LN	PN	LD	LN	PD	
PN	LN	LD	PN	PD	PN	
LD	LN	LD	PD	LN	PN	
PD	LD	PD	LN	PN	LN	
LD	PN	PD	LN	LD	PD	

ЗАРОДКОВЕ КВІТИНУ (СЕМНА ПИЛЦА = СЕМНА ПАРІЦКА)



ZOMALUJETE STŘEDNÍ TABLKY A NAKRESLÍTE MĚKČÍMĚ CELÝ OBRAZEK



ΔΟΚΕΙΣΤΕ ΣΑΡΟΪΑΤΟΥ ΞΑΝΘ

Οο





ΠΠ

δδ



Ρρ ββ

PROČIŤUJTE STRAŽNÉ PRÁZDNÉ TUŽKY A GRAFOVÉ PRÁZDNÉ DOVEDNOSTI



VYZKOUŠETE SI DOHALOVAT PLOT

